

FAQ's POP8

Q: How do I access multiple apps at the same time?

A: The User Interface on the ONETOUCH POP8 is made to be simple and intuitive so for that reason we have given it the ability to manage several tasks at once through the use of the **"Multi-Tasking"** button at the bottom of the screen. This means you can quickly and easily access multiple windows that are open at the same time.

The Multi-Tasking key will also allow you to close individual applications that you no longer need running by simply sliding each app to the left or right. You can close all of them at once by clicking **"Clear All."** This will help keep your tablet running smoothly!

Q: How do I set an alarm?

A: The POP8 comes pre-loaded with an alarm clock; you can find it by selecting the **"Time"** app and then selecting **"Alarm"** along the bottom. Create a new alarm by clicking on the **"+"** at the top of the screen.

Q: How do I change my lock/home screen background?

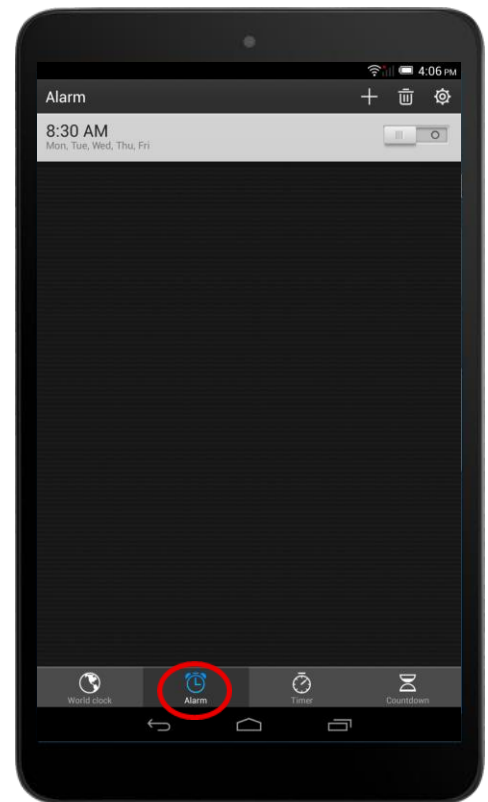
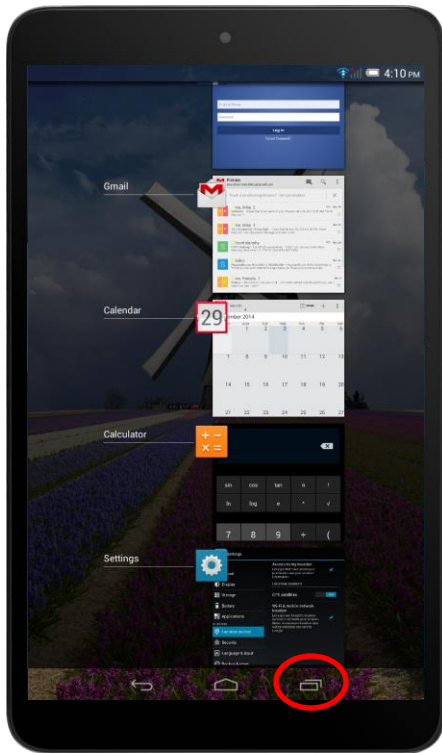
A: Press and hold your finger on the POP8 home screen to activate a pop up Menu, then choose **"Wallpapers"** or **"Live Wallpapers"** from the list or choose a picture from the photo **"Gallery."** Scroll through the options until you find a background that suits you and click **"Set wallpaper."** **Note: If you press and hold your finger over an app or a widget it will not activate the pop up Menu as the device will think you are trying to perform the delete/move function.**

Q: How do I change my message notification sound?

A: Open up your Messaging app, select the **"Menu"** key, which is shown as 3 small dots in the top-right corner of the screen. You will then click **"Settings"** from the drop down and then **"Notifications."** Click **"Ringtone,"** choose the one you prefer and click **"OK."**

Q: Can I set a unique ringtone for my contacts?

A: Unfortunately, not. Even though this tablet receives text messages it does not have the built-in ability to make/receive phone calls. However, you **CAN** video chat using SKYPE with the front-facing VGA camera!



FAQ's POP8




Q: How do I take a screenshot?

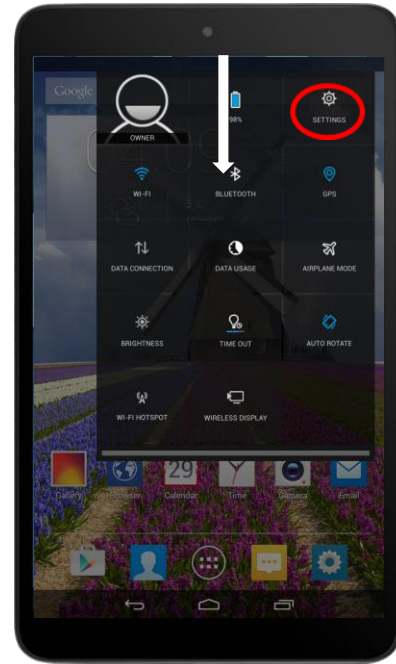
A: Simultaneously push and hold both the “Power” and “Volume Down” keys for 2-3 seconds. The screenshot will then be available in the Gallery app.

Q: How do I get to device settings?

A: You can either click on the app titled “Settings” or swipe in a downward motion from the top-right corner of any screen to activate a drop-down menu which will list the “Settings” icon there along with several other user setting shortcuts.

Q: How do I upload a picture to Facebook?

A: Inside the Gallery app select the photo you wish to upload. Click “Share”  in the top-right corner of the screen. You will then be given a series of options. Select the “Facebook” icon and the image will be taken to the Facebook app. You can then comment or tag your location/or friend(s) before clicking “Post.” **Note: You must login to your Facebook app prior to this step otherwise the icon will not appear.**



Q: Where do I go if I have additional questions about my device?

A: Contact us on Facebook or Twitter by scanning the QR codes below:



www.facebook.com/alcatelonetouchUSA



www.twitter.com/alcatel1touch